

Welcome to Part One

Chapter One

Words and their Work - 1

Sounds that mean something and become words

Different jobs for different words – parts of speech



Words are the basic units of language with which we communicate. Sometimes a word is enough on its own: "**Stop.**" Someone is telling you what to do. There might be a crash or simply an appearance in court if you don't, but stop you must. Just one word.

Sometimes a lot more words are used in a sentence. Count the words in each sentence in the first paragraph: eleven, nine, seven, eighteen, and three. No, the last three words in the paragraph do not form a sentence but I have made them look like one. I will explain later, but for now it's important to realise that sentences can be very short, or very long. One of the longest ever, over a page long, can be found in *Ulysses* by James Joyce.

I will return to sentences, clauses and phrases later. Now we must go back to basics, to words.

Words – not just noises – but noises with an agreed meaning. In English we have forty-four sounds represented by means of twenty-six letters.

Words are sounds, or groups of sounds that enable us to mean things and communicate these meanings to other people. Some of our ancestors found that they could change and vary basic animal sounds so that we have far more sounds to use as signals. By stretching and twisting our mouths and our tongues we can form human or

articulate speech. (Think of a bird's-eye view of an articulated lorry swerving sharply one way then another.)

Try making simple animal sounds. You will find that most animal sound is represented by the five letters which we call vowels, *a, e, i, o, u*. A good one to try is the mooing of a cow. (The best way to imitate the sound of a cow mooing is to open your mouth but let the sound come down your nose – most cows leave out the *m*.)

Then try reading this paragraph aloud, very slowly, very clearly and very carefully, like a television newsreader, or like someone who is trying to make a deaf person understand. Now you are also using, very carefully, the sounds represented by the remaining twenty-one letters of the alphabet. These letters represent the ways that we shape our mouths when we speak. These letters we call *consonants* – with the sound. They tell us how to shape our mouths as we make the sounds of our language.

Try looking at your mouth in a mirror and watch closely, as you say "Tit," "Bumble" then "Lilly." Essentially, these twenty-six letters, our alphabet, enable us to write down the sounds of speech, to make a visual record of what we say.

Written words – faster communication

As you read this you are actually using a sophisticated system for converting visual signs into speech. Your brain reacts to these signs so quickly that you do not have time to speak them out aloud, but you understand them as clearly as if you were listening to someone speaking aloud. Time yourself reading a page of a book silently, to yourself. You'll probably take about a minute, possibly less, to read three hundred words. Then try reading the page aloud. To do this you will take about three minutes, a speed of only one hundred words per minute.

Remember – your brain works faster than your mouth.

Some years ago, Angela Rippon, then a well-known newsreader on BBC television, had to be slowed down once her reading speed reached 120 words per minute. Up to that speed viewers could take in what she was telling them. When you read silently, you are taking in words three times as quickly, something we have only been able to do in English for about six hundred years although we have been writing and reading English for about fifteen hundred years. For nine hundred all reading was done aloud.

**What you are doing now is incredibly clever.
Your brain can think much faster than your mouth
can speak.**

The written language is very important;

It enables us to take in information incredibly rapidly.

It communicates despite the writer's absence.

It provides a record.

Now we are back to your concern to use the written language as well as you can, and the basics. Words.


Nouns – names of things

Words work together in phrases or sentences to carry meaning. Some words, such as "pencil", have an obvious meaning – we can point to pencils and say the word and we have conveyed the idea even to someone who does not speak English. Similarly we can point to a sheep and teach the name for it, but how then would we teach someone the word "animal"?

If a foreigner points at the sheep and says, "animal" we cannot shake our heads and tell him that he is wrong. That would be confusing for him; it's not his fault that he doesn't realize that we want him to use the word for this particular animal, sheep. So, how are we going to teach both words so that the foreigner learns to use each of them properly? Remember, the key thing is to set things up so that he cannot get things wrong. This is where we are now trying to stand outside our language, thinking about it in a different way, learning how it works.

Finding answers to this sort of question is something that teachers enjoy, a challenge to the brain. If I were teaching on a farm or in a zoo it would be easy to show that all of the creatures there could be called animals but only particular animals, those with long snouts, big ears and curly tails, and called Percy, could be called pigs. One answer would be to use pictures, in a book, on a sketch pad or on a white board.

Try thinking up ideas of your own and sketching them out - that way you will be getting outside your language and be able to think about the way it works.



Four animals. Just to be technical for a moment, *animal* here is a general word used to bring together several particular words such as *goat* and *sheep*. At another level, *animal* can be used as a particular word, along with *bird* and *reptile*, while we are using *creature* as a general word. Just as goats, pigs and sheep are all animals, so animals, reptiles and birds are all creatures. General words hold together groups of particular words.

Brain hurting yet? Just think of all these animals running about in a classroom full of children. Not much teaching would get done. For that we need simple pictures of the animals and the names of the animals, labels, written underneath.

What I'm trying to show you here is the range of jobs that words can do on their own before they start to operate with other words. So far we have dealt with only one kind of noun, the **common noun**. There are also **proper nouns**, **collective nouns** and **abstract nouns**.

Common nouns name ordinary things:
school, teacher, label, noun.

Nouns are all names of things. I want you to imagine being at school, at the age of about twelve. A slightly mad young teacher has handed each of you some **old-fashioned card luggage labels**, the sort that has a hole at one end so that you can tie it to something. The teacher has been talking about nouns and naming or labelling things and asks

you to write as many of the names of things in the room as you can, each on a separate label. When you have finished you are going to fasten the labels to the things to which they apply. The teacher has extra string, sellotape and blue-tack to help you with this.

So, decide now, which nouns are you going to fix as labels on things that are in the room?

This is where we find out whether you were **trouble at school**. The teacher walks around the class, looking at your choices of nouns. If you have written words like *door*, or *desk* or even *student*, that's fine and you can fasten your labels onto something or someone straight away.

However, if you have prepared labels saying things such as *freak*, *nerd*, or *slob* then you will be made to wait to one side with your labels. Later, your teacher will tell you to give up the label to someone else in the class who will then be able to label you with these words!

Someone has written *friend* on his label, but no one wants to be his friend so the teacher gets the boy to give the label to one of the girls who finds another girl to stand still long enough for her to tie the label to her wrist, long enough to be her friend.

Someone has written *class*. The teacher pauses for a moment, then reaches for the string and snips off a long, long piece. He gives it to the student who hands one end to another student who is standing at the edge of the room. While the others watch he walks around all of them, letting out the string as he goes. Back to the first student, he takes both ends of the string and pulls them as tightly as he can.

Could this be you, the class joker? His victims wriggle and try to push each other onto the floor but they are tied together in a group, a class, and the joker is absolutely right with his label.

Collective nouns: flocks, squadron, team.

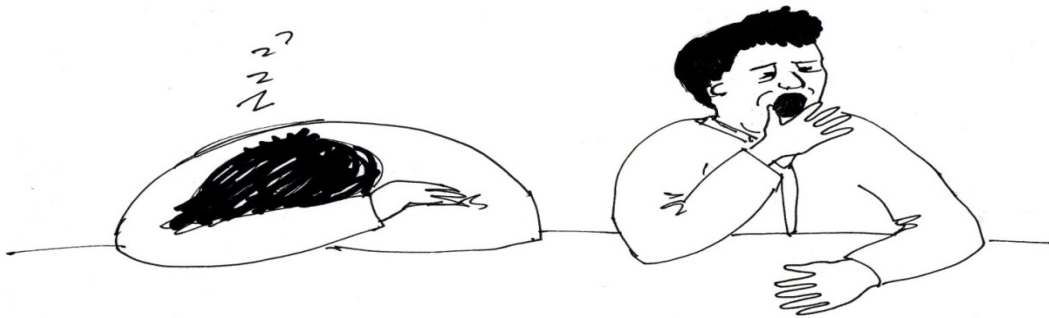
Class is a collective noun. It refers to a group or collection of things, in this case pupils or students. **Collective nouns** are easy to identify – *herds* of cows, a *platoon* of soldiers.

It could have been one of the nerds, or perhaps some smart kid, wanting to catch out this new teacher, but it's one of the girls this time. Her word is *bored*. She stands in front of the teacher all wriggle and pout and hands on her hips: "**Sort this out then, clever clogs.**"

You can imagine her saying the words, but she doesn't. The teacher takes her label and picks up a pencil. He changes the word – *boredom*. "That do?" he asks and the girl nods.

"Charlie!" Charlie is one of nature's artists – his cartoons appear in the school magazine, and other places when no one's watching. "Charlie – can you help us out mate?" You remember, teachers, always friendly when they want a favour.

The teacher explains something to Charlie who gets to work on the large whiteboard. Soon two students are sitting in front of you, one of them slumped, fast asleep; the other student pats his mouth. Someone has bored them. Your teacher hands back the girl's altered label and she sticks it on the white board.



Even someone who did not speak English would realise what was what. The word is like the label on a painting or a photograph and we know that it tells us about the idea that the picture or photograph suggests, not about the things that are in the picture. It depends on our understanding of what we can see, of knowing that bored people put their heads down and yawn. It's an abstract idea, pulled away from the actual things that we can see.

Abstract nouns: luck, honesty, tension, germination

They all depend on our understanding what's going on.

Then the teacher tells the class to pick up one more blank label each and write their names on them. When they have done this he collects them up, shuffles them and walks around the room, sticking them onto windows, walls and doors, turned so the names cannot be seen. Now each student has to find his or her label and there is chaos for several moments. Eventually everyone has the right one. Some of them cling to their labels as if they are their personal property and refuse to show the others and the class realises that there is only one place for each label.

Proper nouns: Heathrow Airport, Toronto, Fred, Sophie, The University of Sydney, Sony, Ford.

"Each of you," says the teacher, "has your own piece of property." They are puzzled – so the school is giving away luggage labels - but they listen as he explains what proper nouns do – they name particular individuals things, in your case, your name.

What have you learned from this?

There are four kinds of nouns.

Common nouns refer to ordinary things such as *mushrooms, stars* and *tables*.

Collective nouns refer to groups of things: *herds* of cows, *packs* of wolves.

Abstract nouns refer to our understandings of things: *boredom, friendship, justice* and *liberty*.

Proper nouns are like property; they belong to particular people, *John Smith*, or to particular places such as *New York*, or to particular things such as *Barclays Bank*.

Exercise One Ask yourself how well you think you have followed things so far. If you complete this exercise successfully you should feel confident and that will help you move along more quickly. You will find the answers towards the back of the book. When you check your answers the important thing to do is to ensure that you understand any errors you have made.

- i. Identify the nouns in these sentences and decide which type each one represents.
- Aeroplanes are expensive.
 - Aeroplanes are expensive items.
 - Fleets of aeroplanes are very expensive.
 - British Airways' shares are cheap.

e. British Airways have been praised for their efficiency.

ii. Still unsure? Test and teach yourself. Make your own list of nouns, decide in which category each one belongs then check with a dictionary.

iii. Now try something a little more demanding.

a. All cows eat grass.

b. Teachers of music use this sentence as a mnemonic (pronounced newmonic) to help their pupils remember the notes on lines of written music.

c. Players in a band have to respond to melody, harmony and rhythm if they are to succeed. If they do this well the result can be great enjoyment; if not there is chaos.

[You should have found a total of 18 nouns in section iii, counting one noun twice. Answers can be found at the end of this chapter; do check that you understand any mistakes you have made.]

By now I hope that you are getting the hang of my way of explaining things. We need to move on. We still have to examine seven more kinds of words – *parts of speech*, to be technical.

Adjectives – words used to describe things

Imagine a handful of pencils, green pencils and yellow pencils. The words *yellow* and *green* are used to describe the pencils. Adjectives provide additional information about things – some of the pencils were yellow, others were green. Adjectives are said to qualify nouns, to tell us more about them; an *intelligent* horse, a *comfortable* chair, an *incredible* teacher.

Exercise Two

i. Identify the adjectives in these sentences.

a. Tigers are impressive animals.

b. They stacked the wooden chairs.

c. Fleets of aeroplanes are very expensive.

d. From the air they could see the grey water below them.

e. His curly hair impressed the girl.

A little complication now – there are always complications with our language – *this* and *that*, *these* and *those*.

In class I would point to one student and say something like, *This boy at the front of the class and that boy at the back of the class may go home early.* There would follow an argument about just which boys I meant for they would all want to go home early. The words *this* and *that* simply enable me to demonstrate exactly which boys are to go home early, just as *yellow and green* enabled me to indicate particular pencils. **These** and **those** are the plural forms of **this** and **that**: they are **demonstrative adjectives**. **These girls**, here at the front of the class, can have an early lunch. **Those girls**, up there at the back of the class, are excused homework.

Now try something a little more demanding. Each of these sentences contains more than one adjective. Some of them are not straightforward like matters of shape or colour.

- ii. Identify the adjectives in these sentences.
- The best aeroplanes are expensive.
 - All the men helped to stack the wooden chairs.
 - Future requirements for the military will be difficult to justify.
 - Buy cheap; sell dear.
 - British Airways have been praised for their efficiency.

Verbs – action words at the heart of a sentence

Do you remember “**Stop**”? When I ask students how many words you need to form a sentence the answers can be great fun. I rarely get the correct response, “One, one verb.” We can’t stop now but we do need at least to slow down while we deal with this very important kind of word, the verb. **This is the word that tells us what is happening or has happened, or will happen.** There is of course an exception here; the verb *to be* tells us something about the state of the world – *Boys and girls are different* - rather than about an action.

The odd one out – the verb **to be**. It’s more like an equals sign =

You are about to be thrown in at the deep end, but you are capable, determined and learning fast. Tell me, can you try identifying the verbs in the previous paragraph that begins, “Do you remember....? There are sixteen of them.

Here is the same paragraph with the verbs underlined.

Do (you) remember “Stop”? When I ask kids how many words you need to form a sentence the answers can be great fun. I rarely get the correct response, “One, one verb.” We can’t stop now but we do need (at least) to slow down while we deal with this very important kind of word, the verb. This is the word that tells us what is happening or has happened, or will happen. There is of course an exception here; the verb *to be* tells us something about the state of the world, rather than about an action.

Exercise Three

Underline the verbs in the following sentences:

a. Fill the kettle, switch it on, put a tea-bag in a mug or a cup, pour the boiling water into the mug, leave it for two minutes, remove the tea-bag, stir in milk, and sugar if required.

b. He fills the kettle, switches it on, puts a tea-bag in a mug, pours the boiling water into the mug, leaves it for two minutes, removes the tea-bag, stirs in milk and adds sugar if required.

c. He filled the kettle, switched it on, put a tea-bag in a mug, poured the boiling water into the mug, left it for two minutes, removed the tea-bag, stirred in milk and added sugar if required.

There are three questions about verbs which we need to ask now.

The first question concerns the grammatical sense of “action.” This does not simply mean some physical event that we can see or hear. It can also refer to a mental action, for example, when we think about something. The words, *we do need at least to slow down* from the last paragraph, show that I had thought about something, the speed with which I was presenting ideas to you. That was why I decided to slow down. My mind had been active. In grammar, the idea of an action is much wider and includes events that would not be thought of as action in the ordinary, common sense sort of way, such as eating or smiling.

Grammatical action – I hope West Ham wins.

The second question involves the “verbs” that follow the word *to*. *To form* and *to slow*. [Worry about *down* later.] These are very straightforward. They are the names of actions. We call them

infinitives and they are incomplete verbs, incomplete because there is no indication whether the action has already taken place, is taking place or will take place, and there is no indication of who or what it was that did the action. They are best regarded as the names of the verbs which are incomplete. Verbs such as *I whistled, you sing, he will run away* indicate past, present and future as well as the agent, the person or thing that does the action, the subject of the verb. (Ask, who whistled, who sings and who will run away.) These are finite verbs.

The infinitive – a verb's name or title.

The verb *to call*.

[The word finite is related to the French word *fin* which means end, and our word *final* – originally Latin, *finis*.]

Some of the verbs in the first paragraph of this section are single words, *stop, ask, need, get, deal, is, tells*. Here is the same paragraph again with all the verbs **emboldened**.

Do you **remember** "**Stop**"? When I **ask** students how many words you **need** to form a sentence the answers **can be** great fun. I rarely **get** the correct response, "One, one verb." We **can't stop** now but we **do need** at least to slow down while we **deal** with this very important kind of word, the verb. This **is** the word that **tells** us what **is happening** or **has happened**, or **will happen**. There **is** of course an exception here; the verb *to be* **tells** us something about the state of the world, rather than about an action.

These are actions that happen and are no trouble to us; what happened? He or they or we stopped, asked, needed etc.

The third question concerns the puzzle I left for you which comprises the verbs that are formed with more than one word, that appear in a phrase: *do (you) remember, can be, can't stop, do need, is happening, has happened, will happen*. Here there is more than just the simple action.

Do is a verb in its own right – we do things. Combined with the word that tells us who or what is doing the action, in this case *you*, and the word that identifies the action, *like*, they form a question such as, "Do you like ice cream?"

Another example, *Can he swim?* uses a different verb, the verb to be able – I can etc. In the case of *has happened*, the additional verb is the verb *to have* which marks a past tense – something that has taken place already.

"She has texted him five times this morning and it's only half-past seven."

These extra verbs are used as **auxiliary verbs**. (*Auxilium* – Latin for help or assistance) Auxiliary verbs, combined with an ordinary verb, form **compound verbs** e.g. *was working, is trying* and *will succeed*.

Before we go on: my putting words in brackets, like (*Auxilium*) in the paragraph above – or underlining them or putting them in *italics*. These are my way of using the language at the same time that I am trying to analyse it.

Exercise Four Here are a few sentences with compound verbs; identify the auxiliaries then ask yourself about the information or understanding that the word brings to the sentence.

- a. William was smiling.
- b. They don't smile here.
- c. He couldn't wait.
- d. She might have waited.
- e. Can it be?

If you enjoy this sort of thing, look for more compound verbs in newspapers, magazines and books. If you don't, make sure that you understand this before you continue, even if that means re-reading the section on verbs or reading *Essentials for Students Chapter One*. Sometimes another way of explaining something will do the trick.

Remember, the verb in a sentence is like the engine in a car; it is the part that moves the car along.

You are making good progress with this most important of words, the verb.

Nothing happened is a sentence and, like all sentences, it depends on having a verb. In this case the verb is *happened*, which tells us what happened, grammatically, although, as we are told, nothing really did happen. What happened, grammatically, is that a statement was made, *nothing happened* and this statement told us that nothing had occurred or taken place.

By the time you reach the end of this section you will have been studying several types of word. Tell me, how many auxiliary verbs did I use in the previous sentence? The answer is three; *will* and *have* indicate that the action of this verb *study* will be complete at some time in the future and *been*, with *studying*, rather than *study* alone, tells us that the action was continuous, that it will have been going on for some time by the time you reach the end of this section.

By next week I **will have been enjoying** ice cream for over fifty years.

In the sentence above we have the future past continuous tense. Yes, that's quite right: future – *will*, past – *have*, continuous – *been* and the *ing* at the end of *enjoying*. We can say these things and we can write them down. With a bit of practice we will do so without thinking or worrying about them.

Tenses

The word simply means time: past, present or future.

Verbs are built up with auxiliary verbs added to the root verb to show actions in the past, present or future, and to indicate whether they are complete or continuous. Changes to the root verb – *teach* and *taught* - can also indicate the past tense. (*Taught* is an inflection of *teach*.)

I have eaten another ice cream. The perfect tense - a completed action in the past. I could continue and boast, *and I am going to eat some more.*

I ate another ice cream. The past tense – an action in a period of time which is complete. We say *Yesterday I ate another ice cream.*

However if the action occurred today I have to say, *Today I have eaten another ice cream.*

The present has two versions, simple - *I eat ice cream every day* and continuous – *I am eating ice cream today.*

The future is formed in more than one way: *I will eat* or *I am going to eat.*

In Ireland *shall* is often used to form the future tense. In the UK we use *shall* when we want to emphasis an intention - *I shall be there, don't you worry.*

Transitive and intransitive verbs

We are comfortable saying: *I shovel ice cream on Tuesdays*, but not, *I shovel on Tuesdays.* *Shovel* is a transitive verb which always requires an object – *ice cream.*

We are comfortable saying: *I laugh all the time*, but we cannot say, *We laugh jokes.* *Laugh* is an intransitive verb and does not take an object.

Because *breathe* can function as a transitive or an intransitive verb we are comfortable saying: *I breathe daily* or *I breathe great mouthfuls of air when I am running.*

This, I hope, is **as difficult as things will get.**

In this chapter I am simply trying to show the different kinds of words that we use. The trouble is that words get mixed up with each other very quickly and, if we are not careful, we lose control of the things and we say things that we did not mean to say. This can be

embarrassing or just plain annoying, but it happens and we would like it to happen less often. Perhaps that's why we are studying the language.

My aunt's neighbour once placed a small-ad in her local paper.

Wanted Home for cross collie. Walks on lead.
Clean. Easy to feed.

A day or two later my aunt phoned her neighbour and said that she was from the RSPCA, a UK animal charity. Why, she demanded to know, why was the collie cross?

Adverbs – describe actions and modify adjectives.

We are going to remove the adverb from the sentence that follows.

Mr Smith resigned cheerfully.

Now look again.

Mr Smith resigned.

How did he resign? *Cheerfully.*

Doubtless you could find replacements: *hastily, sneakily, craftily, honourably.*

These adverbs can all be used to **qualify** the verb *resigned*. (Remember **qualify**?) If you want to qualify the noun, *Smith* – what kind of noun? That's right, a proper noun - you could qualify *Smith* with an adjective so that we would read, *Cheerful/hasty/sneaky/crafty/honourable Mr Smith resigned.*

How do you study? *Carefully? Determinedly?*

To concentrate on the man we use adjectives. To concentrate on the way he does things we use adverbs. The adverb, *cheerfully*, adds to what the verb tells us, that he resigned. Now we know how he resigned, cheerfully.

Obviously the sort of people we are and the way we do things are linked, but we can choose to shift the emphasis from person to action. We could go further; *Crafty Mr Smith resigned cheerfully.*

Exercise Five i.

Identify the adverbs in these sentences and indicate what they qualify.

- a. She limped slowly along the road.
- b. Cautiously he approached his mother-in-law.
- c. It was cooked well.
- d. He drove carelessly and ended up in the ditch.
- e. She picked up the ice-cream tenderly then spread it firmly across his face.

There is another function that adverbs have, to modify adjectives and other adverbs. I have italicised the adverbs in the next two sentences.

"This shirt is *clearly* red," my wife tells me; she thinks I'm colour blind. I put down the shirt *very slowly* and ask myself why I have agreed to go shopping with her.

The shirt is not *simply* red, it is *obviously* red, or should be to anyone who is not colour-blind, and is *clearly* unsuitable, as my wife has tried to point out. (Here three adverbs, *simply*, *obviously* and *clearly* are modifying the adjectives, *red*, and *unsuitable*.)

Very and *slowly* are both adverbs. *Slowly* qualifies the verb *put down*; it tells us how I put down the shirt. *Very* is an unusual adverb – it is only used to modify adjectives and other adverbs. It functions as an intensifier; here it tells us how slowly indeed I put down the shirt, which I really liked of course.

Ordinary adverbs also work like this, as modifiers. For example *fairly* in:

The shirt is not totally unsuitable for the colour will fade *fairly* quickly as I work out in the garden whenever I can.

Slightly hurt, **Almost** perfect

You should note that adverbs are often formed from adjectives; quick/quickly, charming/charmingly. In these and many other examples, the suffix *ly* is added to the end of the adjective to form the adverb. Endings like this one are the remains of a link to the German

suffix *lich* which means *like*. In both German and English the noun friend – German *Freund* – becomes the adjective *friendly* or *freundlich*.

Well done. Adverbs, finished, well almost.

Exercise Five ii.

Identify the adverbs in these sentences and indicate what they qualify.

- a. Fleets of aeroplanes are very expensive.
- b. He is almost completely bald.
- c. The teacher was barely breathing.
- d. The teacher was barely alive.

Note how sentences c. and d. seem to say almost the same thing. For our purposes it is important to see how the language can be used like this. In the first sentence our attention is directed towards the lack of breathing, perhaps as a nurse or a doctor might observe a patient. In the second sentence the writer might be anticipating a death or a surprising recovery.

There remain: pronouns, prepositions, conjunctions, articles, exclamations and things that sound like words. As we shall see in the next chapter, where there will be **a sort of fancy-dress party for words**, all these different kinds of words have their jobs to do. For the moment I am simply going to identify them as quickly and as easily as possible.

Pronouns – stand in for nouns.

Mummy took away Billy's ice cream. He cried. One day he would be stronger than her.

He and *her* are pronouns. They stand for nouns. (*pro* Latin - *for* or *on behalf of*, *noun* - name.) Without pronouns speech would be very laborious – try reading the next sentence **aloud**.

Mummy took away Billy's ice cream. Billy cried. One day Billy would be stronger than Mummy and then Billy would have to look after Mummy and buy Billy's own ice creams.

One of the reasons that this sounds like baby talk is that children learn more slowly about pronouns and continue to use ordinary nouns, especially proper nouns, rather than pronouns. Even with pronouns where we would normally find them this little piece still sounds rather creepy but it is now an adult voice, even if it has put some strange

ideas into a young man's head. (Think of Roald Dahl's children's books.)

Try reading the passage again and identify the extra pronouns.

Mummy took away Billy's ice cream. He cried. One day he would be stronger than her and then he would have to look after her and buy his own ice creams.

Mummy, Billy – **proper nouns**.
He, she, him, I, me, my, mine, you, yours – **pronouns**

That's it really. *I, me, my* and *mine* are words that we all use in reference to ourselves when we do things, when things are done to us, when we refer to something that belongs to us. **You can imagine a mad teacher who has an ice cream fetish:**

I like ice cream. Give *me* one and *I* will probably let you leave school early. Yes, that's *my* ice cream, not *yours*. Yes and all those are *mine* too.

Exercise Six. Besides the six italicised pronouns in the above sentence, there are four others. Can you identify them? Remember they all stand for something or someone.

Earlier we met the four demonstrative adjectives, *this, that, these* and *those*. We talked about this boy and that boy. Now look at another way of using these words.

That's the one I'd like.

Automatically, we look for someone to point at something, to indicate which bunch of flowers, or picture, or ice cream that has been chosen. These four words function as pronouns, standing in for a noun, but also enabling us to demonstrate which particular one we are talking about. This ice cream is delicious; this is rubbish.

This ice cream is delicious. (**Demonstrative adjective**) *This* is rubbish. (**Demonstrative pronoun**)

Coupled with a noun, these words are demonstrative adjectives; alone, they are demonstrative pronouns.

Then how about:

Who won the prize? The woman who cooked the best pizza.

When we ask the question, *Who won the prize?* we need a word that stands in for someone we don't know. The word *who* does just that. Here it functions as an **interrogative pronoun**. Other words can function in this way: *whom, whose, which* and *what*. e.g.

Whose watch is this? (Tracey's)

Whom do you prefer? (Kerry) Many people just say, Who do you prefer?

What do you want? (An ice cream)

Which one? (The vanilla please)

Interrogative pronouns: Words to form questions –
Who? Whom? Whose? Which? What?

A reminder; we are examining our language to see how the components, words, work together. We don't have to memorise all this but we should be able to follow what is being explained. It should make sense. That's all.

Now we must move on and see what Billy is up to. I wonder how Mummy's getting on. Read this:

A Billy remembered the moment when Mummy took away his ice cream and he had fired at her with a water pistol. He was later found abandoned behind the nursery where she had left him. He was discovered by his best friend who had seen the water pistol which he had hidden in the push-chair. Billy's probation officer, whom he had attacked with a banana only the previous week, came, smiling, to take him away.

(74 words)

Some questions

What are we told about?

- The moment Billy remembered
- The nursery
- His best friend
- The water pistol
- His probation officer

Now try removing this additional information from the passage.

B Billy remembered the moment (when Mummy took away his ice cream and he had fired at her with a water pistol). He was later found abandoned behind the nursery (where she had left him). He was discovered by his best friend (who had seen the water pistol) (which he had hidden in the push-chair). Billy's probation officer (whom he had attacked with a banana only the previous week,) came, smiling, to take him away.

And you are left with:

Billy remembered the moment. He was found abandoned behind the nursery. He was discovered by his best friend. Billy's probation officer came, smiling, to take him away.

All the pieces of additional information, which I have now removed from the passage, are related to the main part of each sentence. They are joined by relative pronouns: *when, where, who, which* and *whom*. These words are acting just like components in an engine. They bring together bits of our language and enable it to work more efficiently. Without them this is what we would have to struggle to read, especially if we try to read it **ALoud**.

C Billy remembered the moment. Mummy took away his ice cream and he had fired at her with a water pistol. He was found abandoned behind the nursery. She had left him. He was discovered by his best friend. His best friend had seen the water pistol. Billy had hidden the water pistol in the push-chair. Billy's probation officer came, smiling, to take him away. Billy had attacked him with a banana only the previous week.

Count the number of sentences in the versions **A** and **C**. Without the relative pronouns version **C** has only two additional words but is much more difficult to read than the original above. Now count the number of sentences in each version. How many times must you stop in each version? Can you now see how, with the relative pronouns, version **A** is so much easier to read? (ALoud)

Now we are due in court. "Is this the weapon that you found in the push-chair?"



The judge nodded at the water pistol which had required two baby-minders and a traffic warden to wrestle it from Billy's grasp. It lay there in front of a packed court room.

That can also function as a relative pronoun. Here it relates the hidden weapon to the push-chair. This is important for the prosecution will need to link the two. It is not any weapon, it is that particular one. *Which*, on the other hand, makes less important connections; the water pistol happens to be on the table and it happened to require three adults to take it away from Billy. What is important is that it was the weapon that was found in the push-chair.

We will deal more thoroughly with the effects of using particular words in particular ways in a later chapter.

Prepositions – link things and actions

Well, start by thinking about (pre) position. What position are you in? Sitting probably, but on something, a chair, a settee, perhaps a table or a bed, or standing perhaps, in a bookshop or at a bus stop. There may be someone sitting next to you, or beside you, and the lamp above you may be a good one, but not as good as the one which is throwing light through the doorway, over there where your friend is leaning against the wall waiting for you to go down to the pub.

Off the table – not for discussion
On the table – an offer
Under the table - drunk

You would not have been through the chair, but you might have been in the bed and possibly spread along the settee. You might even have been under the table. Let's start now by removing one word from this last sentence, *under*.

You might even have been the table.

This sentence makes sense, but only grammatically. We know of course that you could never really be a table, so for the sentence to make practical sense another word is needed, a word such as *above*. This word, or others like it, *under*, *next to* (a phrase that functions as a preposition), *by*, *opposite*, would all make sense. They are prepositions which tell us about the position of things, *on* the table, *behind* the door and so on. These prepositions link two nouns or pronouns; we saw *him* on the bike.

Other prepositions tell us about movement.

The lamp which was throwing light *through* the doorway. (It could have been *past* the doorway.)

Instead of location, this type of preposition tells us about movement, about direction: *along, up, down, towards*. These prepositions link verbs, in this case *was throwing*, with nouns or pronouns, in this case, *the doorway*.

An answer here for those of you who like to ask awkward questions.

No, the preposition *through* does not link *light* and *the doorway*.

"Right," you say, "Tell us just what job the word *light* does do here?"

For a moment I pause, not because I haven't got the answer right up my sleeve, but because I am a kind teacher and, just for a second or two, I will allow you to think that you have caught me out.

But you haven't. The word *light* tells me what the lamp was throwing. Light is the object of the verb *was throwing* and the lamp is the subject of the verb, and this should be enough to keep you quiet until we encounter these terms again in a later chapter.

Now the rest of you can pay attention again so that we can finish prepositions.

What is the difference between falling *in* the shower and falling *into* the shower? Could the shower door remain closed in both cases? How would you get Charlie, the class cartoonist, to draw each scenario? *In* is a preposition of location while *into* is a preposition of direction or movement. Falling *in* the shower is possible without the door being opened whereas the door would have to be open if someone was going to fall into the shower, for the movement, the fall, would have to begin outside the shower and finish inside. I am assuming here that there is some sort of roof or top to the shower. If this is beginning to sound like something from a detective novel it might just be that words and the ways that we use them can be a very important matter.


"May it please Your Honour." Counsel for the defence was not having an easy day. He let his hands rest on (**preposition of location**) the table in front of him and turned his gaze towards (**preposition of movement**) the defendant.

"The evidence put before you shows quite conclusively that the door of the shower had jammed and that the deceased's fall took place inside (**preposition of location**) the shower. I put it to Your Honour

that the accused could not have pushed the deceased into (**preposition of movement**) the shower even had he wanted to.”

Walk **into** the swimming baths, **from** the bus stop, and swim **in** the pool once you get there.

While she swims **in** the pool he is jumping **into** the pool.



I once dreamt about ice cream.

What did my dream concern? It was about ice cream. *About* links the verb, *dreamt* with the noun *ice cream*. This is clearly nothing to do with position or movement but with something more abstract, about ideas and understanding, rather like abstract nouns.

That’s it. Now I will go and relax in the garden while you complete the following....

Exercise Seven Try identifying all the prepositions in this paragraph which you have already met, and decide which type they are.

Well, start by thinking about position. What position are you in? Sitting probably, but on something, a chair, a settee, perhaps a table or a bed, or standing perhaps, in a bookshop or at a bus stop. There may be someone sitting next to you, or beside you, and the lamp above you may be a good one, but not as good as the one which is throwing light through the doorway, over there where your friend is leaning against the wall waiting for you to go down the road to the pub.

Next we have:

Conjunctions – join words and groups of words

Read this next paragraph **aloud**.

I dreamt once that ice cream tasted of fried tomatoes. This had a devastating effect on me. For months afterwards I was unable to eat the stuff. Eventually I had to force myself to buy an ice cream to break the dream. Then I returned enthusiastically to Rossi's ice cream parlour. Rossi's had been my favourite maker of ice cream for years.

We can improve things:

I dreamt once that ice cream tasted of fried tomatoes and this had a devastating effect on me. For months afterwards I was unable to eat the stuff so, eventually, I had to force myself to buy an ice cream to break the dream. Then I returned enthusiastically to Rossi's ice cream parlour because Rossi's had been my favourite for years and I no longer dreaded eating ice cream.

Three words, **and**, **so** and **because** make this passage easier to read. The first two sentences are simple statements of fact and we can absorb them more quickly once they are linked by *and*, and we no longer have to pause after the word *tomatoes*. *So* links two sentences in which the action in the second sentence follows from the (grammatical) action in the first. In the third pair, *because* links the action in the first part of the sentence with the reason for that action, which we find in the second part of the sentence; because Rossi's had been my favourite ice cream parlour I had returned there. Like prepositions, conjunctions provide easier reading.

In this second version, separate sentences, which stand alone at first, are combined.

Just remember that *and* is also used to join the last two items in a list. As we read, it signals the end of the list and we are ready to stop. Read the rest of this sentence **ALoud**; so far we have tackled nouns, adjectives, adverbs, verbs, pronouns, prepositions *and* conjunctions.

Conjunctions done.

Articles – so easy that some languages don't bother with them

We have touched already on the business of articles in the introduction so all we have to do now is make sure that we have dealt with all four of them: *a*, *an*, *some* and *the*. Articles precede nouns to indicate whether particular things are being referred to or not.

I am afraid that you are due in court again.

A court official holds up *a* large, old-fashioned feather duster.

"Is this," asks the judge, "is this *the* feather duster you kept at home and which, the prosecution claims, was used by you to attack the prime minister?"

You are relieved for it is simply *a* feather duster and not your old feather duster which had a green handle, not a red one, and you explain that *the* feather duster which you kept under the stairs at your home was destroyed at a fancy dress party weeks before the alleged attack. Wonderful – you're not guilty. They can't touch you. As the judge dismisses the case *some* police officers enter the court. That's all right – they're just coppers. Then you notice that among them are *the* officers whom you attacked with a banana the night you were arrested in Downing Street, outside the prime minister's home.

The, the definite article which refers to particular things, *the* feather duster with the red or green handle, or *the* particular police officers whom you did not want to meet again.

The indefinite articles: *a* indicates here any feather duster which is not yours and *some* any police officers who were not attacked by you when you were armed with a banana in Downing Street.

[*An* is simply used instead of *a* when the word that follows begins with one of the five vowels. Try saying *a orange*. The word comes from the Spanish, *naranja*, so perhaps we should say, *a norange*. You can imagine somebody in the market: "*Lovely noranges. Four for a quid!*"]

For you it was important to convince the court that *the* feather duster shown in evidence was not *the* feather duster which lived under your stairs. As you leave the court you will probably take care to avoid any police officers, especially *the* officers whom you met in Downing Street that night.

Case dismissed. And finally –

Exclamations, interjections and swear words – reactions to things

Exclamations, interjections, reactions to things, that sound like words.

This section contains words and expressions that we often hear and see but which some of us dislike.

They are part of the language, even if we only notice them, uncontrolled, in public places. It is a fact that some people express themselves excessively in language which other people find coarse or foul, or blasphemous, but these are words and the way they are used needs to be understood as part of an examination of our language.

To do this we need to refer to these words, even if we do not use them. Think of them clinically, like a disease if you like, that we need to study however unpleasant it may be.

“Oh shit!”

You have stepped backwards into the wet concrete that you have just laid and staggered all over it. The footprints that you have left behind laugh at you and so do your mates. Or, you have just realised that you have left the keys inside the car which you locked before you shut the rear door. Sometimes it is different, quicker.

“Shit!”

An own goal in extra time, or the slipping of a sharp knife in the kitchen.

Links between words and meanings are not always fixed, and a dictionary will tell of *shit's* basic meaning - *excrement*. (*Poo* in baby vocabulary or *turds* if you don't want to sound posh.) The word *shit* is more often met in speech, where there is greater flexibility, rather than in writing. In speech it is rarely used to stand for excrement.

“Look at all that shit.”

Here the word is obviously a noun, standing for something, but what? A pile of manure, a place full of rubbish or something we don't like? Then try:

“That was a shit goal.”

A sports fan suffers disappointment and uses the word as a sort of adjective, but it tells us little about the goal, whether it was easy, or the result of a mistake. All we know is that for some reason that is not clear to us, the speaker was not impressed with this goal.

“Oh shit! They missed.”

Here the word is nothing to do with them or what they missed; it's simply a reaction to the fact that they missed.

Like *indeed*, *damn*, *really*, or *God*, the word has a meaning, something to which it refers. Later I will return to the origin and influence of words such as these. But for the moment it is sufficient to recognise that here they are simply used as a reaction to something and we call them **exclamations**, words that are called out in reaction to something. (Latin: *ex* = *out* and *clamo* = *I call*. Our modern *clamour* = *a lot of noisy calling out*.)

Interjections are sounds or words that are thrown in between "real" words. Imagine that you are in very serious trouble. You are very young and very keen not to be caught out. This could so easily have been two of us at school, playing firemen in the boys' toilet which had no roof, at the age of five. Soon we found ourselves outside the headmistress's office while she spoke to an angry woman who had been showered as she walked along the pavement outside. You struggle to explain and there is a loud, *Hmmmm*, from one of the adults and you realise that you are simply digging yourself into deeper trouble. (*Hmmmm* a warning that someone does not believe you and that you might as well own up straight away and save everyone a lot of time.)

Er, a good one for really awkward questions and direct accusations, *Oooh*, for a large bill and a really well-timed coughing fit can of course bring a difficult conversation to a complete halt.

Just before you move on – **Determiners**

You may come across this word in connection with parts of speech. Simply be aware that a determiner is a word which indicates which person or object, or the number of people or objects, to which someone is referring. Think of them as working like adjectives, telling us more about something.

e.g. That book, my book, each book, which book, three books.

ANSWERS TO THE QUESTIONS IN CHAPTER ONE

Exercise One

i.

a. Aeroplanes (common)

- b. Aeroplanes, items (both common)
- c. Fleets (collective), aeroplanes (common)
- d. British Airways (proper), shares (common)
- e. British Airways (proper), efficiency (abstract)

iii.

- a. Cows (common), grass (common)
- b. Teachers, music, sentence, mnemonic, pupils, notes, lines, music (all common)
- c. Players, band, melody, harmony, rhythm, result, cacophony – all common except enjoyment which is abstract.

Exercise Two i.

- a. Impressive
- b. Wooden
- c. Expensive
- d. Grey
- e. Curly

Exercise Two ii.

- a. Best – *a superlative – better than anything else.* Expensive
- b. All – *number – every one.* Wooden
- c. Future, difficult
- d. Cheap, dear
- e. Praised, their – *a possessive adjective which tells us whose efficiency is involved.*

Exercise Three

- a. (What is he told to do?) Fill the kettle, switch it on, put a tea-bag in a mug or a cup, pour the boiling water into the mug, leave it for two minutes, remove the tea-bag, stir in milk, and sugar if required.
- b. (What does he do?) He fills the kettle, switches it on, puts a tea-bag in a mug, pours the boiling water into the mug, leaves it for two minutes, removes the tea-bag, stirs in milk and adds sugar if required.
- c. (What did he do?) He filled the kettle, switched it on, put a tea-bag in a mug, poured the boiling water into the mug, left it for two minutes, removed the tea-bag, stirred in milk and added sugar if required.

Exercise Four

- a. Was – indicates an action in the past.
- b. Don't (do not) – negates the verb – smiling is something they do not do.
- c. Couldn't (could not) – indicates an inability to do something in the past. He may be able to do it now. (Can you see how I have used a similar construction here to explain the answer? *May* indicates the possibility that he can wait now.)
- d. Might have – indicates a possibility in the past.
- e. Can – indicates an ability in the present. Reversing the order of *Can* and *it*, the sentence is made into a question.

Exercise Five i.

- a. Slowly - qualifies *limped*.
- b. Cautiously - qualifies *approached*.
- c. Well - qualifies *cooked*.
- d. Carelessly - qualifies *drove*.
- e. Tenderly - qualifies *picked up*. Firmly - qualifies *spread*.

Exercise Five ii.

- a. Very – qualifies the adjective *expensive*
- b. Almost – qualifies the adverb *completely* which qualifies the adjective *bald*
- c. Barely – qualifies the verb *was breathing*
- d. Barely – qualifies the adjective *alive*

Exercise Six

The additional pronouns are: *one* (also functions as a noun and as an adjective), *you*, *that* (in *that's*) and *those*. *That* and *those* both refer to ice creams.

Exercise Seven

- by links verb *start* with *thinking*
- about links the verb *thinking* with the noun *position*
- in links the verb *are* with the noun *position*
- on links the pronoun *you* (implied, from the previous sentence) to the pronoun *something* (location)
- in links *you* (the same *you*) to *bookshop*
- at links *you* to *bus stop* (location)
- next to links *you* to *someone* (location)
- beside links *you* to *someone* (location)
- above links *lamp* to *you* (location)
- through links the verb *is throwing* with the noun *doorway* (movement)

over links the lamp which is throwing light – with the pronoun *there* - the place where your friend is leaning (location)
against links *is leaning* with *the wall* (location)
down links *to go* with *the road* (Here, think of *down* as meaning *along*.) (movement)
to links *to go* with *the pub* (movement)

WELL DONE

Now, a final reminder - **nouns** name things, **adjectives** qualify nouns, **verbs** indicate the “action,” the heart of a sentence, **adverbs** qualify verbs and adjectives, **pronouns** stand in for nouns, **prepositions** link nouns, or nouns and verbs, **conjunctions** join words and groups of words, and **articles** make clear the identity of things.

There are also **interjections** and **swear words**, and we will return to them later with **oaths** as well.

Next – words in groups - how words work together

Essentials for Students - Chapter One

You need to understand that there are several kinds of words and each kind of word has a particular job or jobs. Words are the components of our language.

Nouns name things such as ***dogs, teams, Auckland*** and ***excitement***. There are common nouns – ***dogs***, collective nouns – ***teams***, proper nouns – ***Auckland*** and abstract nouns – ***excitement***.

Adjectives qualify nouns: ***black*** ice cream, ***friendly*** teachers, ***clever*** liars.

Verbs indicate the “action,” the heart of a sentence: cats ***purr***, parents ***complain*** and grammar ***puzzles*** us.

Adverbs qualify verbs and adjectives: We slip **quietly** out of the classroom, stroll **coolly** along the corridor, walk **boldly** across the playground and turn **excitedly** into the street towards the **brightly** coloured ice cream shop.

Pronouns stand in for nouns: Pippa walked up to Billy. **She** smiled and gave **him** her handbag. **He** could see that **it** was **hers**. Pronouns refer back to something already mentioned.

Prepositions link nouns, or nouns and verbs: We slip **out** of the classroom **to** the seat **in** the park.

Conjunctions join words *and* groups of words: Rock **and** roll, rhythm **and** blues. It might rain **but** I don't care. It's raining **so** I will stay indoors. It rained **then** it poured. I will stay indoors **because** it's raining.

Articles make clear the identity of things. **The** girl who threw ice cream at the teacher. (Not any girl) **Some** girls (We don't know which ones) wished they had thrown ice cream at the teacher and **a** girl near the back of the class has just unwrapped a choc-ice. (One of the other girls in the class) **The** refers to particular a particular girl; **some** refers to several unspecified girls and **a** refers to one of the other girls, but we don't know which one.

Exclamations are words used in immediate reactions to things: **Ouch!** That hurt. **Damn** – I've forgotten my mobile. **Wow** – look at that. So are swear words, but they sometimes give offence.

---0---

Essentials for tutors - Chapter One

Words and their Work 1 - the jobs done by individual words. These basic jobs done by words have to be understood before our students can look at the way they work together when they speak and write.

Nouns label things, give them an identity or show what sort of thing they are, individual things, groups of things, particular things or things that cannot be detected with our senses but with our understanding: **dogs, teams, Auckland** and **excitement**.

Adjectives qualify nouns: **black** ice cream, **friendly** teachers, **clever** liars. The word **qualify** requires careful explanation. In practical terms it means to add information about something, the colour of the ice cream, etc.

Verbs – the most important word in a sentence

You must make clear that without a verb there is no sentence, that without a verb nothing is said because, grammatically speaking, nothing has happened. Without a verb all you will have done is draw attention to something without saying anything about it.

You may mention your favourite musician, school mate, neighbour or even politician, but until you have used a verb, you have said nothing. “Elvis Presley,” you shout. “What about Elvis Presley?” I reply. Until someone has said something such as, “Elvis **lives**,” we have said nothing.

Adverbs qualify verbs and adjectives. They can tell us more about an action: how do we whisper? We whisper **loudly**. They can also tell us more about a quality of something: how can you notice the ice cream shop? It’s **brightly** coloured.

Pronouns stand in for nouns. Each time we meet a name we check it mentally. If it is one that we have only just checked, the flow of information is interrupted while we check it again. This is a nuisance so we use pronouns to refer to identities that we have already met.

Pippa walked up to Billy. **She** smiled and gave **him** her handbag. **He** could see that **it** was **hers**. This is much easier than: Pippa walked up to Billy. Pippa smiled and gave Billy her handbag. Billy could see that the handbag was Pippa’s handbag.

Prepositions simply link nouns, or nouns and verbs, to show how they fit together: We slip **out** of the classroom **to** the seat **in** the park.

Conjunctions join words *and* groups of words. Sometimes they are simply put side by side - rock **and** roll. Sometimes more is indicated: **but** I don’t care, **so** I will stay indoors, **then** it poured, **because** it’s raining.

Articles make clear the identity of things. **The** girl who threw ice cream at the teacher. (Not any girl. **The** is the **definite** article.) **Some** girls (We don’t know which ones because **some** is an **indefinite** article) wished they had thrown ice cream at the teacher and **a** girl near the back of the class had just unwrapped a choc-ice. (**a** girl, one of the other girls in the class – **a** and **an** are indefinite articles)

And finally

Exclamations - *Wow*, interjections – *Look out!* - and swear words are used in immediate, automatic reactions to things. I encouraged sixth-formers to restrain themselves by saying, “Oh ffffff....fertiliser!”